

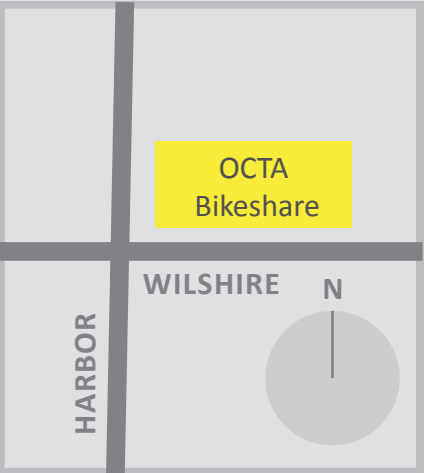




Photography | Downtown Fullerton | Signage on Wilshire Blvd



OCTA just began a bikeshare program and installed two bike “vending machines” in the Downtown Fullerton area. One is on the corner of Harbor and Wilshire. However, down on Harbor there is no dedicated bike lane, the only bike lane in the area is a Type III on Wilshire that is very dangerous for bicyclists to use due to a canal that runs parallel to the bike lane, cyclists are then forced further onto the road alongside motorists. Additionally, there exists very few bike racks and cyclists are often forced to tie up their bikes to signs geared towards motorists or benches in the area. There are plenty of signs geared towards motorists that warn them of parking restrictions, and only one designed for pedestrian used which is covered by palm trees and very difficult to see for visitors new to the area.



Photography | Downtown Fullerton | Signage by Fullerton Transportation Center



The only pedestrian orientated signage around the Fullerton Transportation Center were OCTA and Metrolink route maps and schedules. There were many more signs geared towards motorists that warned them of parking restrictions. This region of Downtown Fullerton could use more pedestrian oriented signs for visitors that are new to area and users of the bike share program that was just introduced by OCTA.

